

Overview

Click Through Rate & Impressions

Clicks

163

↓ -16.0%

Impressions

1,886

↑ 8.3%

CTR

8.64%

↓ -22.4%

Conversions



[See details](#)

Conv. rate

9.82%

↑ 27.0%

Cost & Cost Per Click

Avg. CPC

\$3.83

↑ 11.4%

Cost

\$624

↓ -6.4%

Clicks vs Conversions



Chart configuration incomplete

Invalid/Missing dimensions, metrics, or filters.

[See details](#)

Campaign Details



[See details](#)

Month to Date

Month to Month Details



Chart configuration incomplete

Invalid/Missing dimensions, metrics, or filters.

[See details](#)

Monthly Clicks vs Conversions



Chart configuration incomplete

Invalid/Missing dimensions, metrics, or filters.

[See details](#)

Conversions & Engagement

Total Conversions



[See details](#)

Conv. rate
9.82%
⬆️ 27.0%

Website Conversion Type

Event name	Key events
No Gap Joint/HCF Link	2
GA4 Event - Phone Number Tap	1

Ad Phone Calls

1

⬇️ -80.0%

Calls are counted as conversions if longer than 20secs

Top Converting Pages

Page path	Key events
/hcf-no-gaps-program/	3
/contact-the-george-centre/	0

Conversions vs Conversion Rate



Chart configuration incomplete

Invalid/Missing dimensions, metrics, or filters.

[See details](#)

Where your Ads Showed

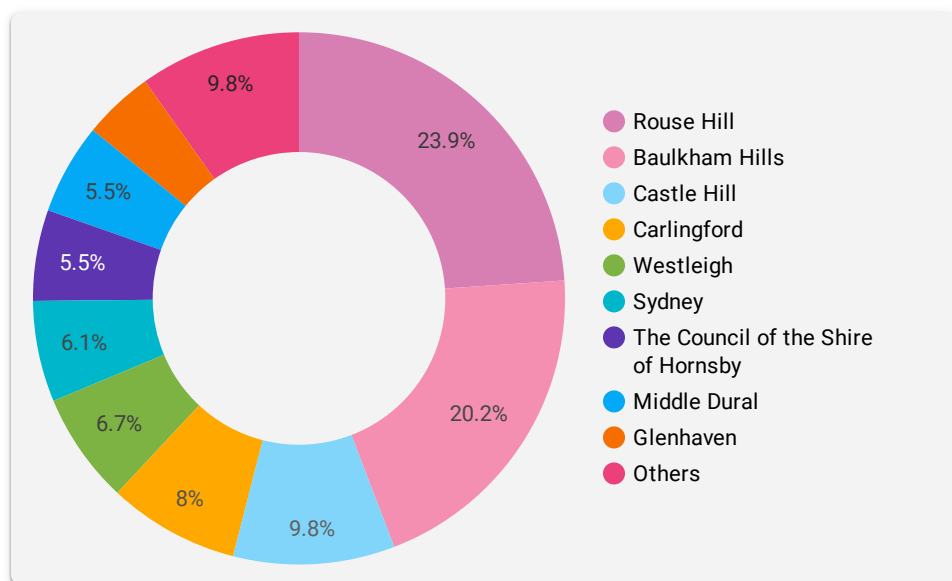
Location Details



Invalid/Missing dimensions, metrics, or filters.

[See details](#)

Clicks per Location



Conversions per Location



Chart configuration incomplete

Invalid/Missing dimensions, metrics, or filters.

[See details](#)

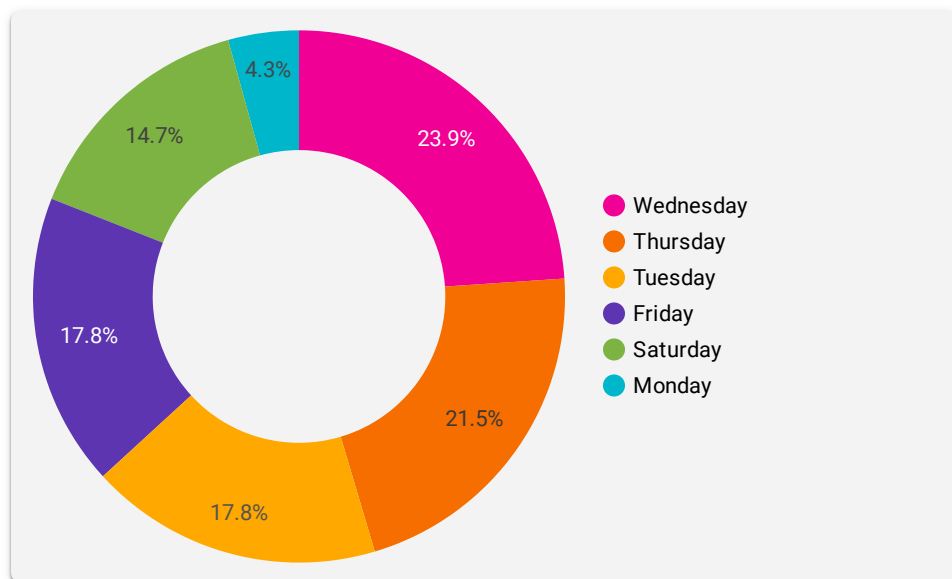
When your Ads showed - Day

Day of the Week Details



Chart configuration incomplete
Invalid/Missing dimensions, metrics, or filters.
[See details](#)

Clicks per Day



Conversions per Day



Chart configuration incomplete
Invalid/Missing dimensions, metrics, or filters.
[See details](#)

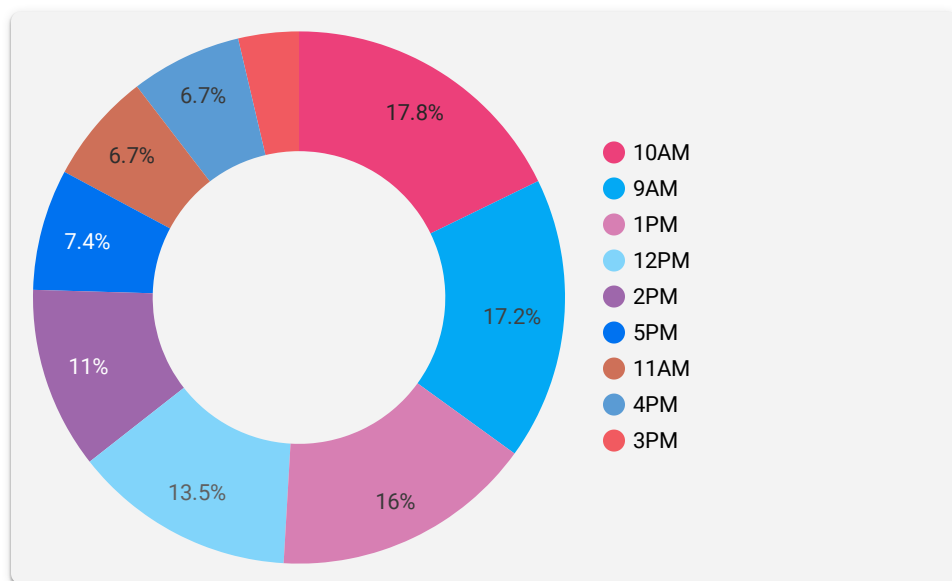
When your Ads showed - Hour

Hourly Details



Chart configuration incomplete
Invalid/Missing dimensions, metrics, or filters.
[See details](#)

Clicks per Hour



Conversions per Hour



Chart configuration incomplete
Invalid/Missing dimensions, metrics, or filters.
[See details](#)

Which Device Was Used

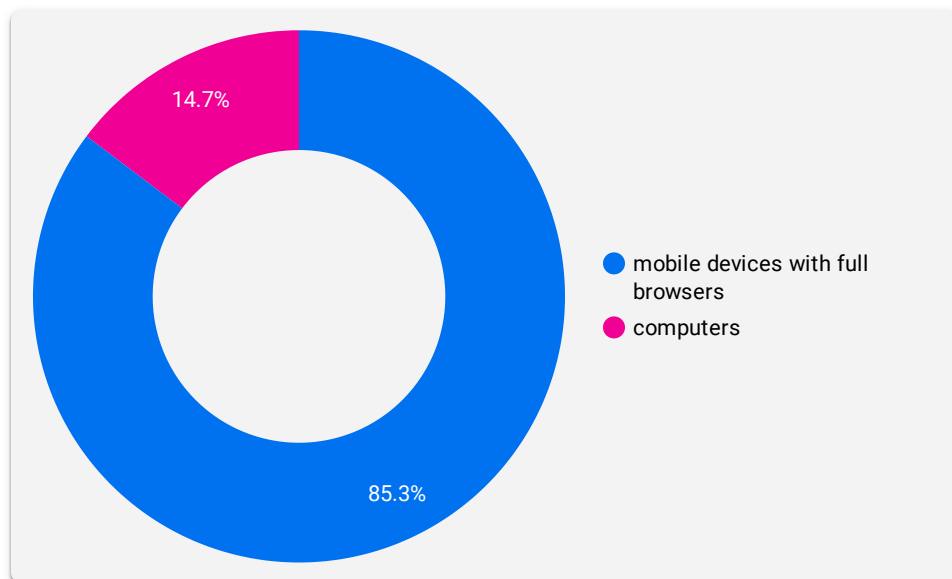
Device Details



Invalid/Missing dimensions, metrics, or filters.

[See details](#)

Clicks per Device



Conversions per Device



Chart configuration incomplete

Invalid/Missing dimensions, metrics, or filters.

[See details](#)